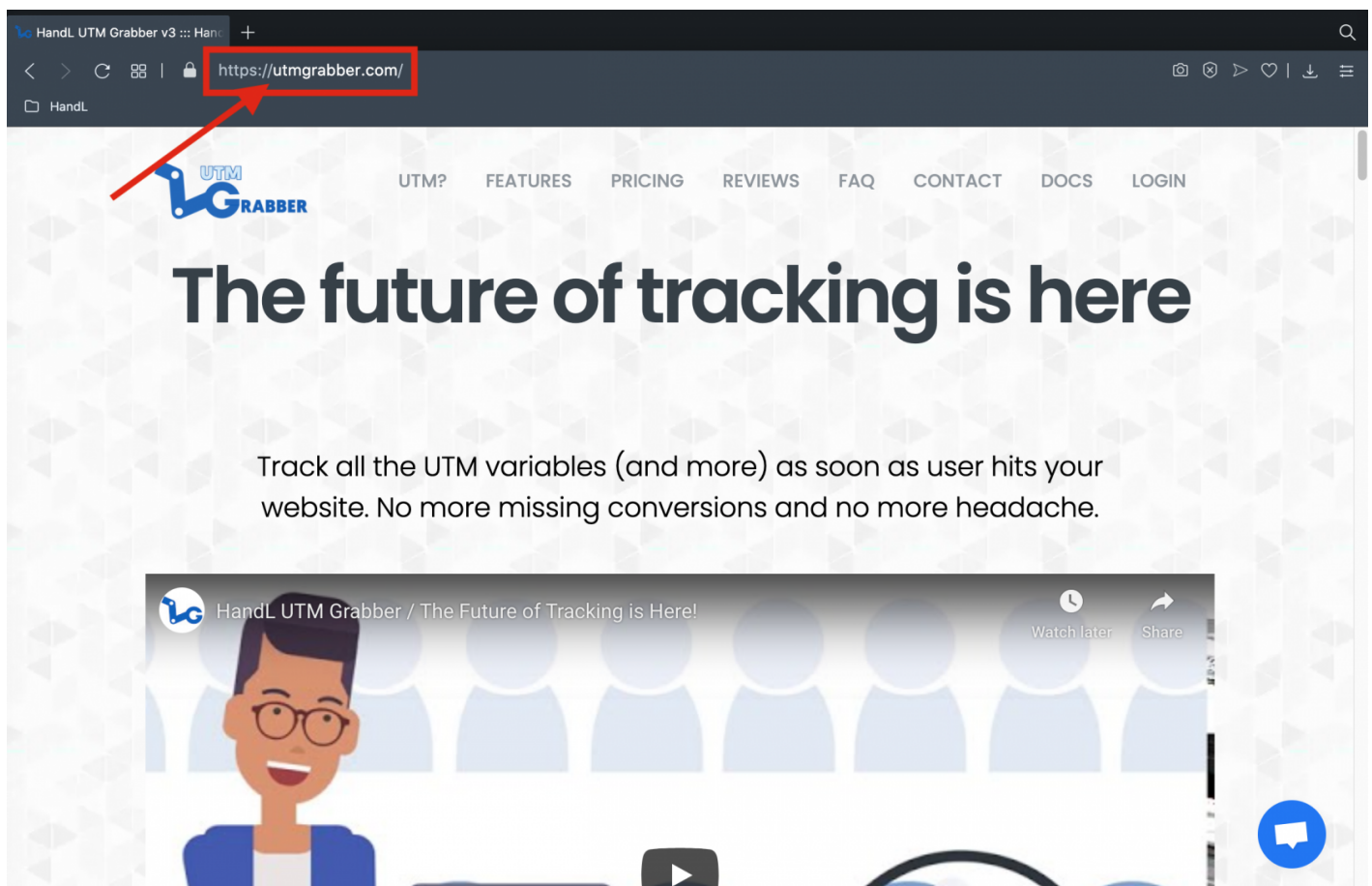


# How to Download & Activate HandL UTM Grabber/Tracker V3

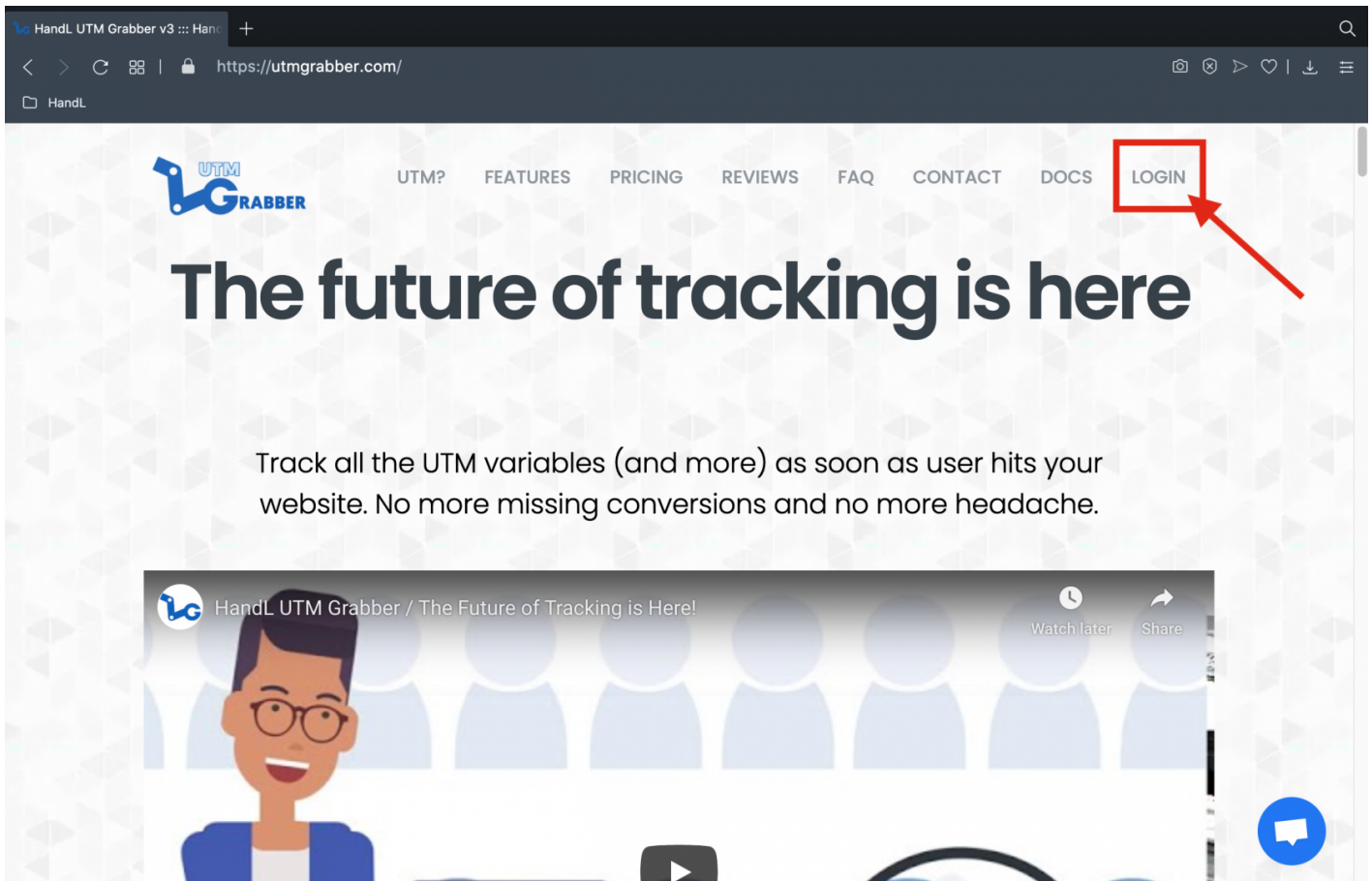
- [How To Install HandL UTM Grabber/Tracker V3](#)
- [How to Activate HandL UTM Grabber/Tracker V3](#)

# How To Install HandL UTM Grabber/Tracker V3

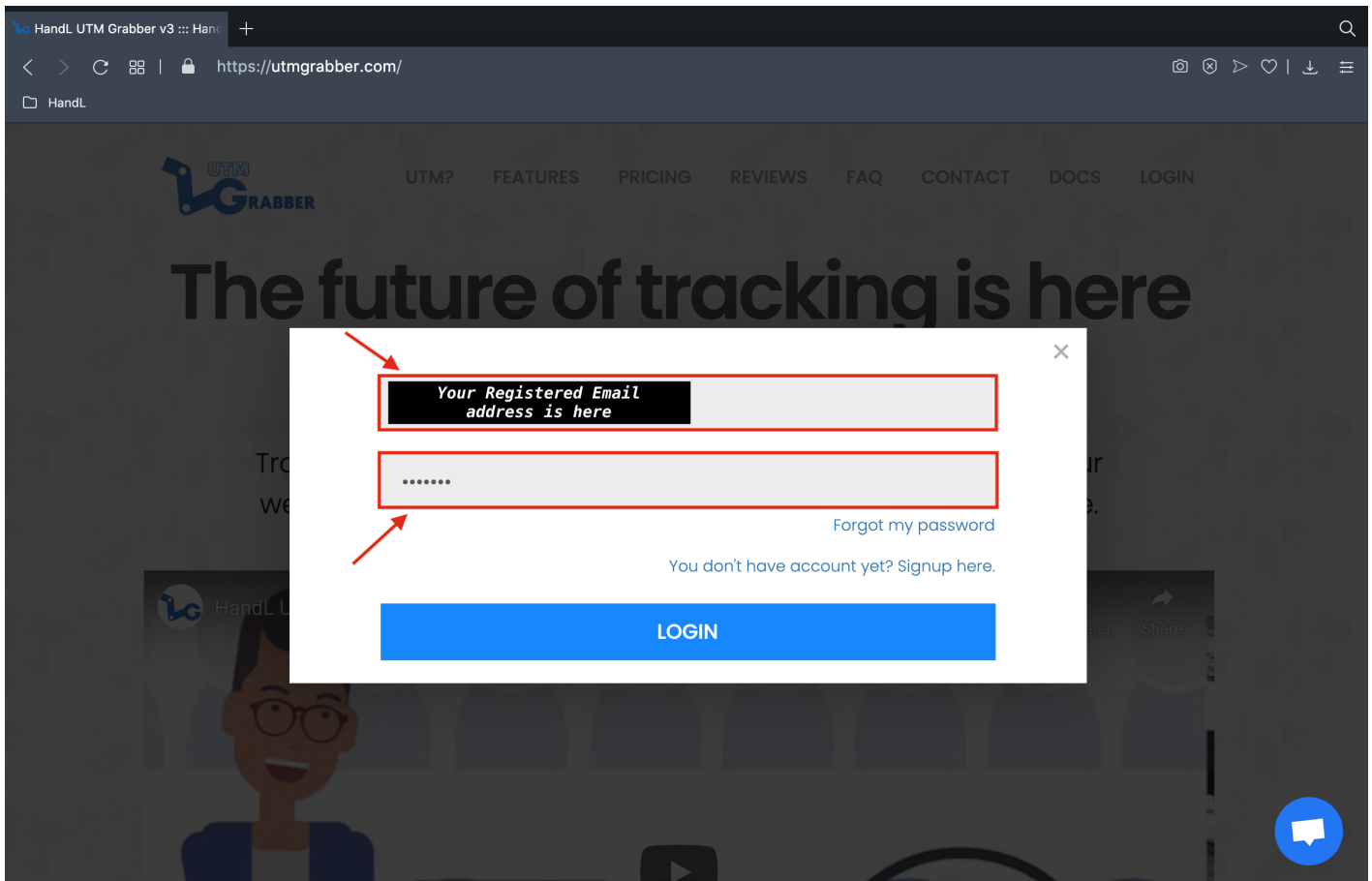
## 1. Open <https://utmgrabber.com/> on your browser



## 2. Click the 'LOGIN' Button



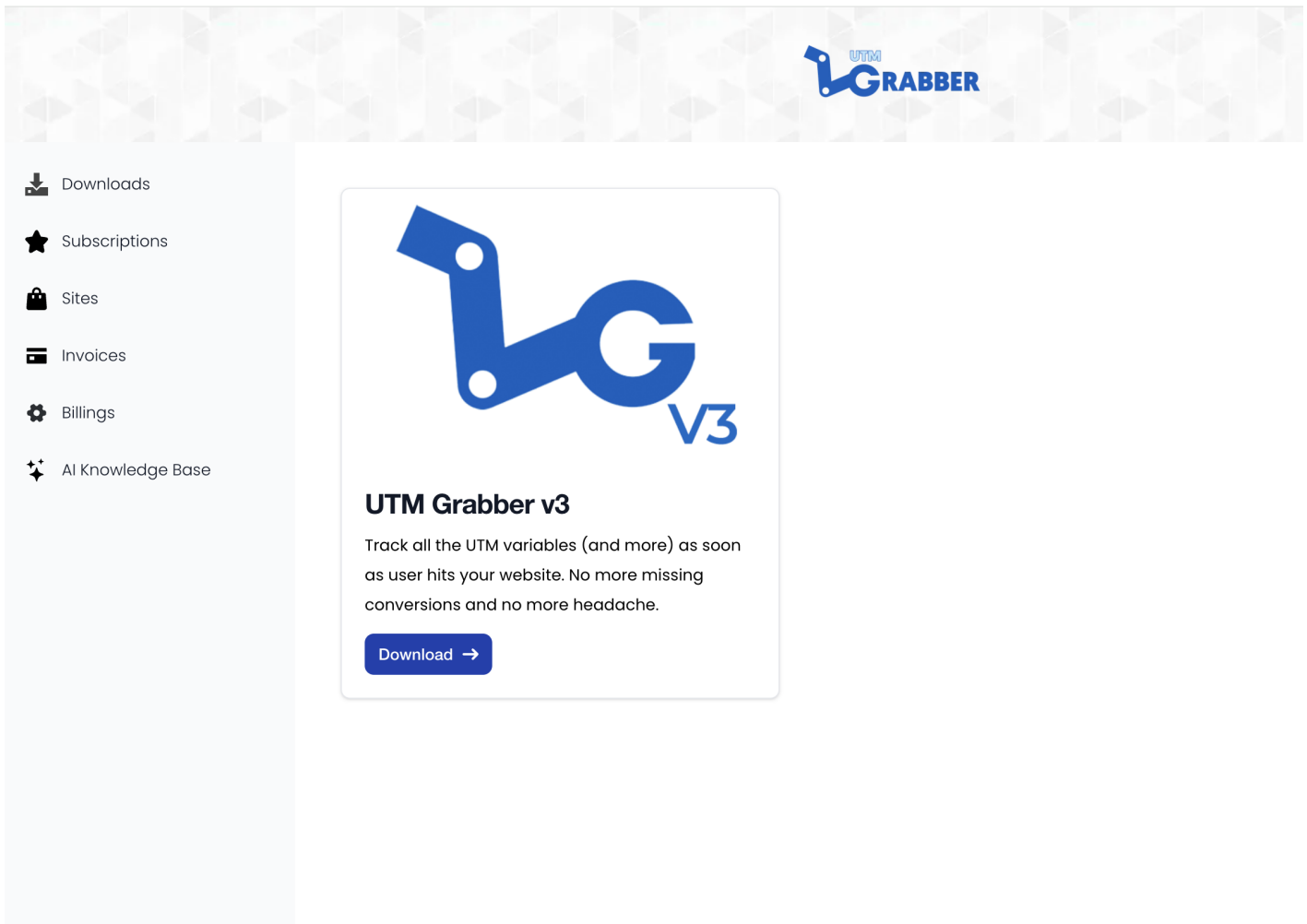
### 3. Login Your Registered Account



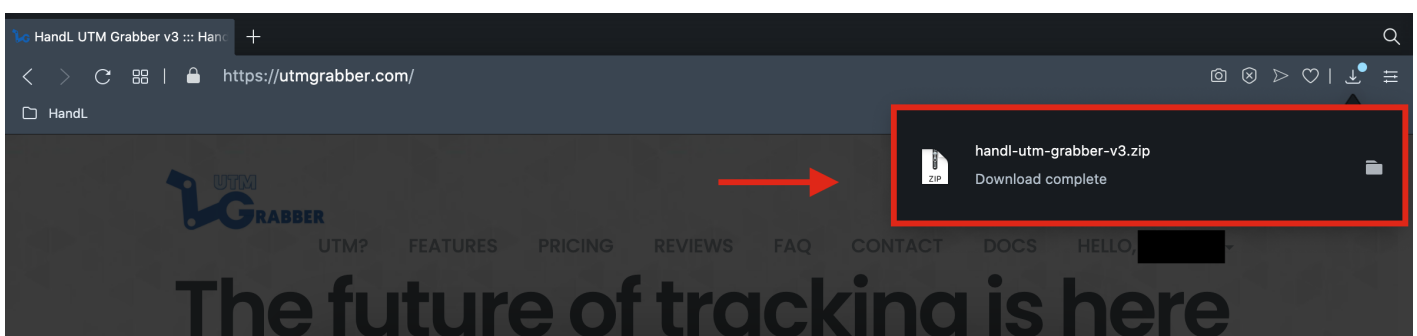
#### 4. Click 'My Account' under your name section



#### 5. Click to the download icon under the 'Download' section



## 6. Now You Have just Downloaded HandL UTM Grabber/ Tracker V3 zipfile



## 7. Go back your Wordpress Plugin page and click 'Add New' button

HandL

http://localhost:8888/wordpress/wp-admin/plugins.php?plugin\_status=all&paged=1&s

HandL UTM Grabber 0 + New

Howdy, HandL

Screen Options Help

Search installed plugins...

15 items

Plugins **Add New**

All (15) | Inactive (15) | Recently Active (3) | Auto-updates Disabled (15)

Bulk actions Apply

Plugin	Description	Automatic Updates
<input type="checkbox"/> ActiveCampaign <a href="#">Activate</a> <a href="#">Delete</a>	Allows you to add ActiveCampaign contact forms to any post, page, or sidebar. Also allows you to embed <a href="#">ActiveCampaign site tracking</a> code in your pages. To get started, please activate the plugin and add your <a href="#">API credentials</a> in the <a href="#">plugin settings</a> . Version 8.1.0   By <a href="#">ActiveCampaign</a>   <a href="#">Visit plugin site</a>	
<input type="checkbox"/> Akismet Anti-Spam <a href="#">Activate</a> <a href="#">Delete</a>	Used by millions, Akismet is quite possibly the best way in the world to <a href="#">protect your blog from spam</a> . It keeps your site protected even while you sleep. To get started: activate the Akismet plugin and then go to your Akismet Settings page to set up your API key. Version 4.1.7   By <a href="#">Automattic</a>   <a href="#">Visit plugin site</a>	
<input type="checkbox"/> ARForms Form Builder <a href="#">Activate</a> <a href="#">Delete</a>	Most Powerful Form Builder to create wide variety of forms within a minute Version 1.0   By <a href="#">Repute InfoSystems</a>   <a href="#">Visit plugin site</a>	
<input type="checkbox"/> Caldera Forms <a href="#">Activate</a> <a href="#">Delete</a>	Easy to use, grid based responsive form builder for creating simple to complex forms. Version 1.9.2   By <a href="#">Caldera Forms</a>   <a href="#">Visit plugin site</a>	
<input type="checkbox"/> Contact Form 7 <a href="#">Activate</a> <a href="#">Delete</a>	Just another contact form plugin. Simple but flexible. Version 5.3.1   By <a href="#">Takayuki Miyoshi</a>   <a href="#">Visit plugin site</a>	
<input type="checkbox"/> Everest Forms <a href="#">Activate</a> <a href="#">Delete</a>	Drag and Drop contact form builder to easily create simple to complex forms for any purpose. Lightweight, Beautiful design, responsive and more. Version 1.7.2   By <a href="#">WPEverest</a>   <a href="#">Visit plugin site</a>	
<input type="checkbox"/> Form Maker <a href="#">Activate</a> <a href="#">Delete</a>	This plugin is a modern and advanced tool for easy and fast creating of a WordPress Form. The backend interface is intuitive and user friendly which allows users far from scripting and programming to create WordPress Forms. Version 1.13.47   By <a href="#">10Web Form Builder Team</a>   <a href="#">Visit plugin site</a>	
<input type="checkbox"/> Formidable Forms <a href="#">Activate</a> <a href="#">Delete</a>	Quickly and easily create drag-and-drop forms Version 4.09.02   By <a href="#">Strategy11</a>   <a href="#">Visit plugin site</a>	
<input type="checkbox"/> Gravity Forms <a href="#">Activate</a> <a href="#">Delete</a>	Easily create web forms and manage form entries within the WordPress admin. Version 2.4.17   By <a href="#">rocketgenius</a>   <a href="#">Visit plugin site</a>	

## 8. Click the 'Upload Plugin' Button

HandL

http://localhost:8888/wordpress/wp-admin/plugin-install.php

HandL UTM Grabber 0 + New

Howdy, HandL


Help

Add Plugins **Upload Plugin**

Featured Popular Recommended Favorites

Keyword Search plugins...


Plugins extend and expand the functionality of WordPress. You may automatically install plugins from the [WordPress Plugin Directory](#) or upload a plugin in .zip format by clicking the button at the top of this page.



**Classic Editor**  
Enables the previous "classic" editor and the old-style Edit Post screen with TinyMCE, Meta Boxes, etc. Supports all plugins that extend the ...  
By [WordPress Contributors](#)

★★★★★ (905) Last Updated: 4 months ago  
5+ Million Active Installations ✓ Compatible with your version of WordPress


[Install Now](#) [More Details](#)



**Akismet Spam Protection**  
The best anti-spam protection to block spam comments and spam in a contact form. The most trusted antispam solution for WordPress and WooCommerce.  
By [Automattic](#)

★★★★★ (910) Last Updated: 6 days ago  
5+ Million Active Installations ✓ Compatible with your version of WordPress


[Activate](#) [More Details](#)



**Jetpack – WP Security, Backup, Speed, & Growth**  
The best WP plugin for backup, anti spam, malware scan, CDN, AMP, social, search, contact form, and integrations with Woo, Facebook, Instagram, Google  
By [Automattic](#)

★★★★★ (1,568) Last Updated: 3 hours ago  
5+ Million Active Installations ✓ Compatible with your version of WordPress


[Install Now](#) [More Details](#)



**bbPress**  
bbPress is forum software for WordPress.  
By [The bbPress Contributors](#)

★★★★★ (315) Last Updated: 1 month ago  
300,000+ Active Installations ✓ Compatible with your version of WordPress


[Install Now](#) [More Details](#)



**Gutenberg**  
The Gutenberg plugin provides editing, customization, and site building features to WordPress. This beta plugin allows you to test bleeding-edge featu ...  
By [Gutenberg Team](#)

★★★★★ (3,257) Last Updated: 7 hours ago  
300,000+ Active Installations ✓ Compatible with your version of WordPress

[Install Now](#) [More Details](#)

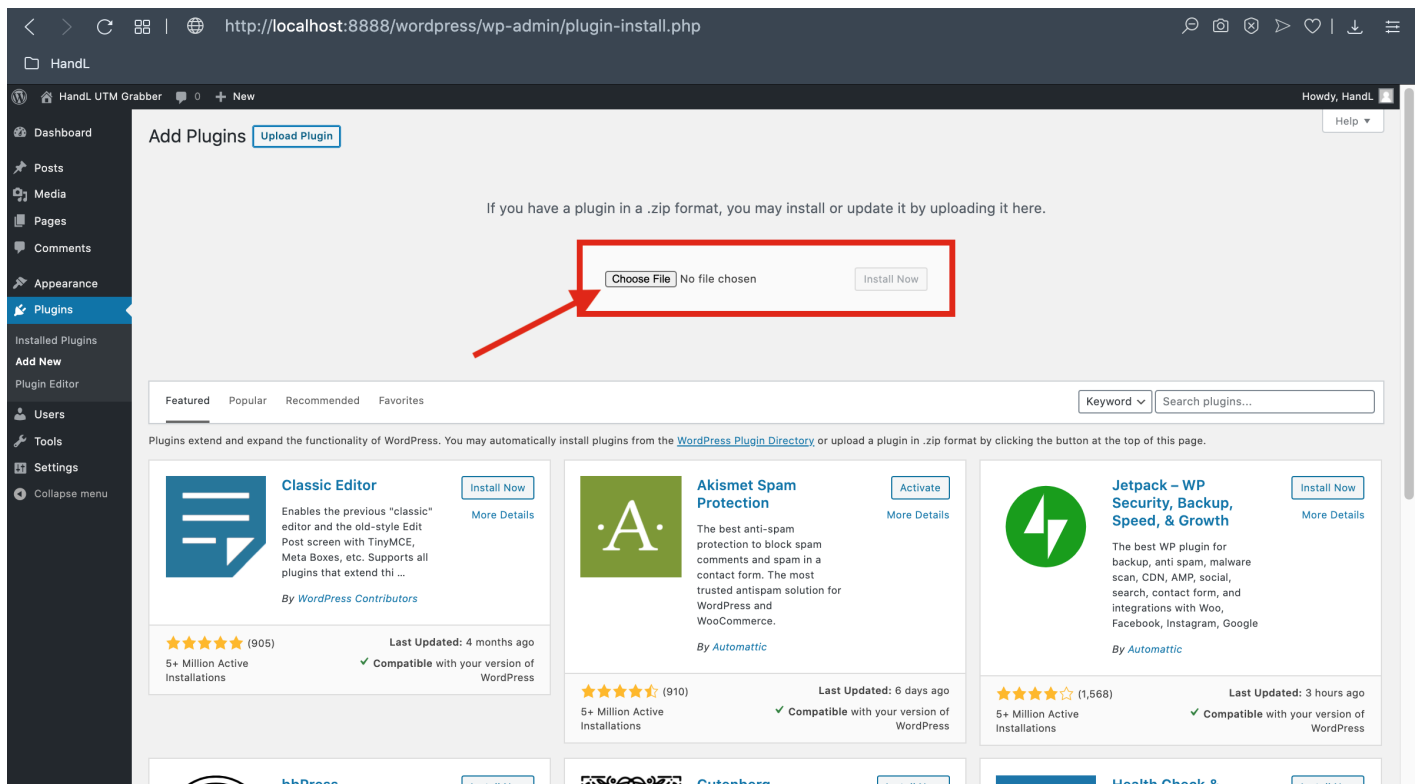


**Health Check & Troubleshooting**  
Health Check identifies common problems, and helps you troubleshoot plugin and theme conflicts.  
By [The WordPress.org community](#)

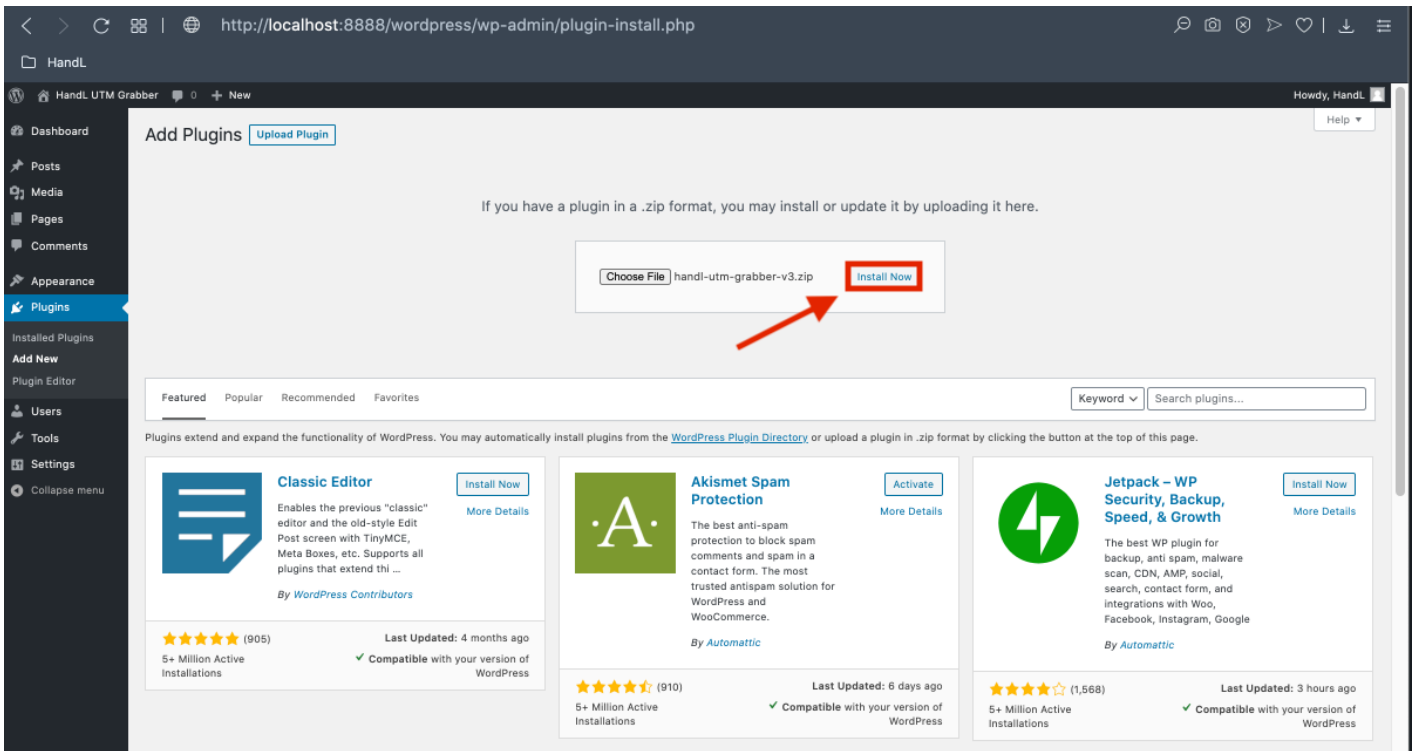
★★★★★ (115) Last Updated: 4 days ago  
200,000+ Active Installations ✓ Compatible with your version of WordPress

[Install Now](#) [More Details](#)

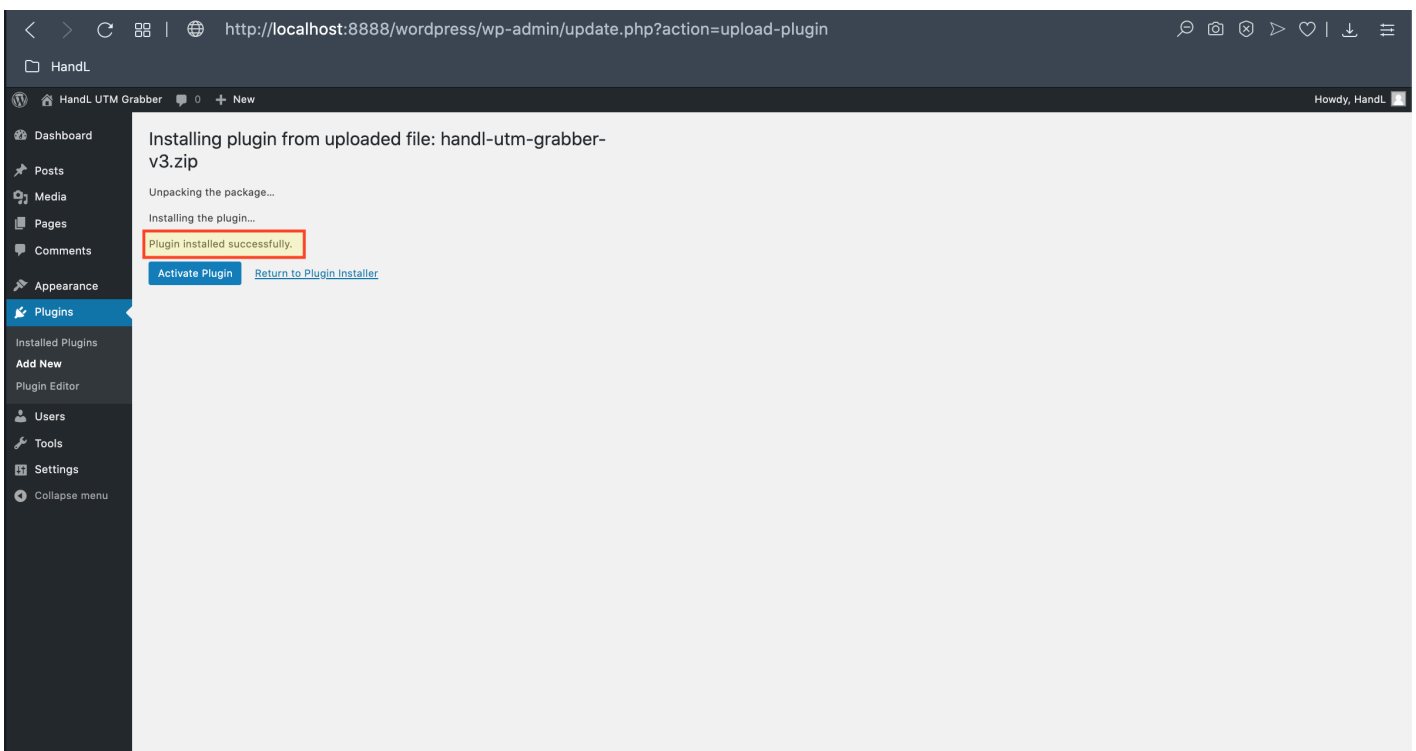
## 9. Click 'Choose File' Button and Select Your Downloaded ZIP file.



## 10. Click the 'Install' Button



## 10. Congratulations! The plugin installed successfully

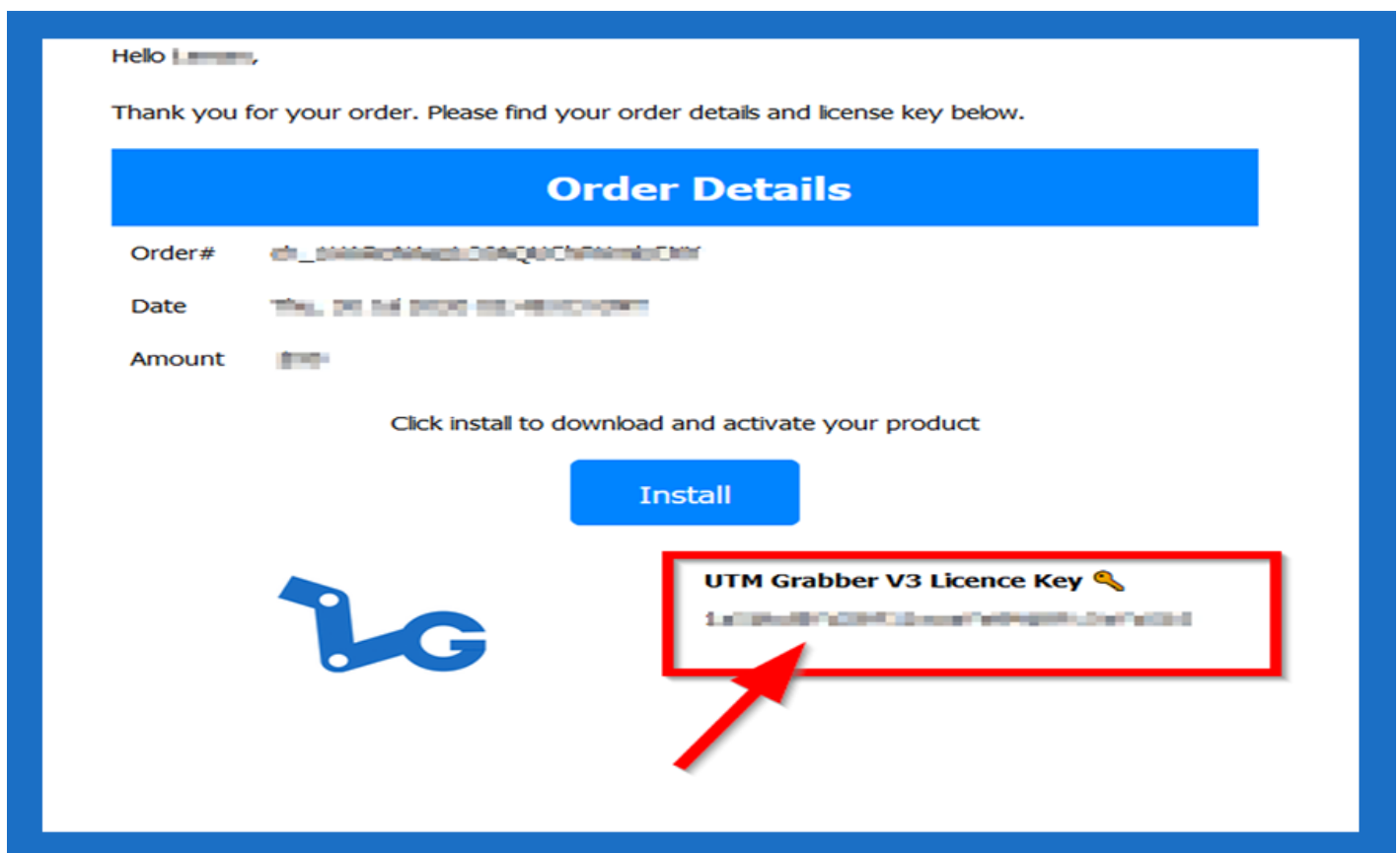




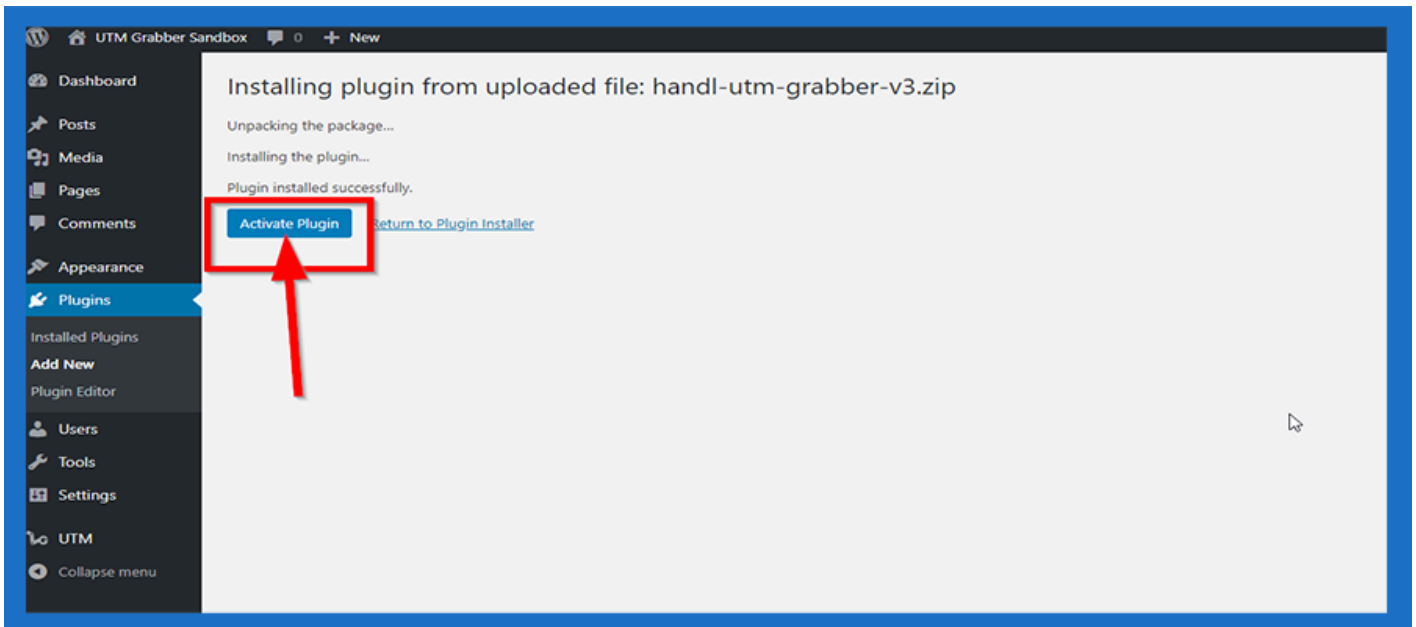
# How to Activate HandL UTM Grabber/Tracker V3

How To Install and activate HandL UTM Grabber/Tracker V3 plugin

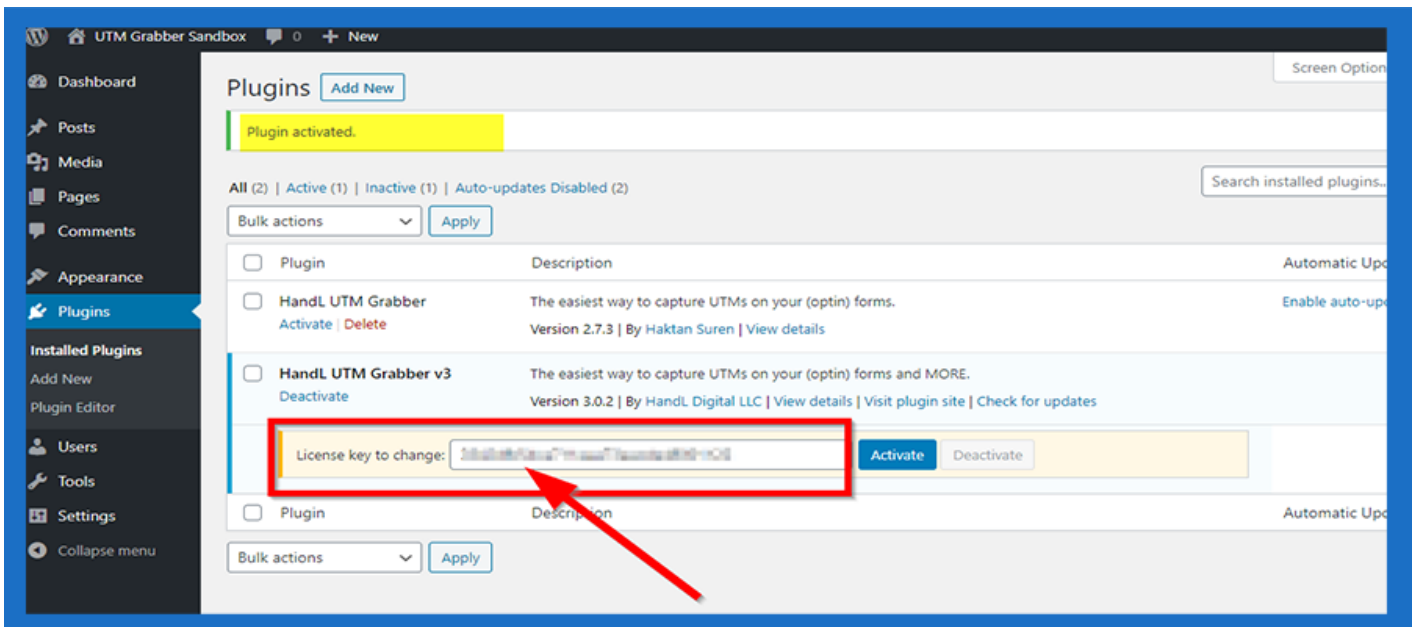
**16. Please refer to your email address for the licence key**



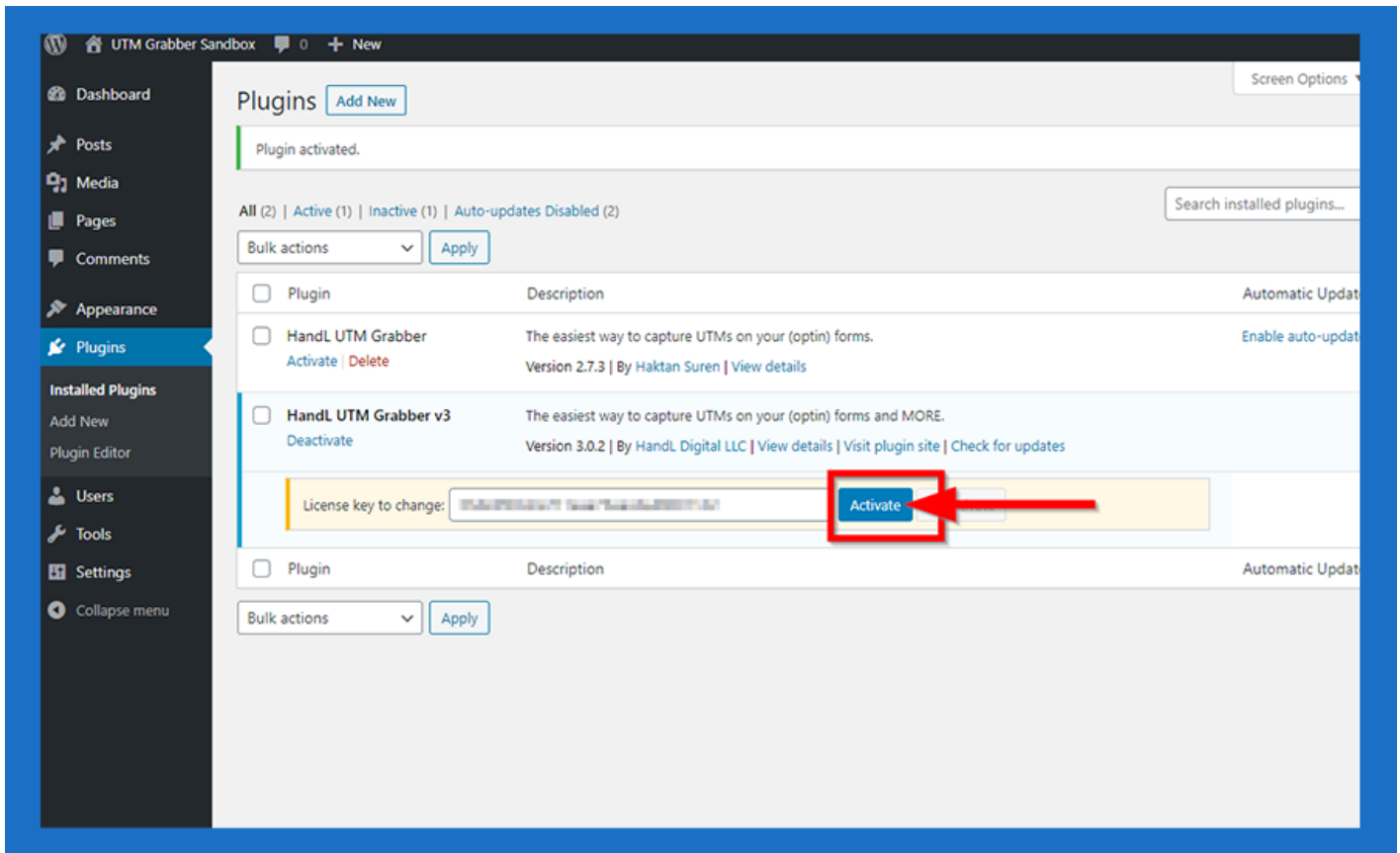
**17. Go back Wordpress plugin activate page and Click the 'Activate Plugin' Button**



## 18. Just paste your licence key to the box



## 19. And then click the 'Activate' Button



## 20. Congratulations!

